

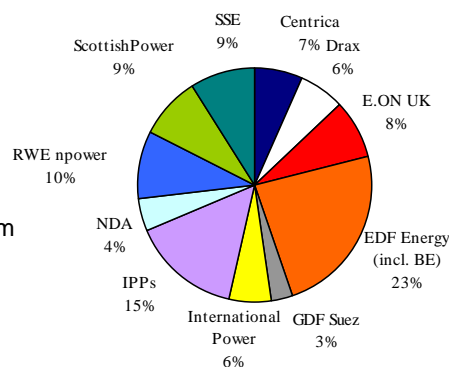
# Market Data Summary

## Great Britain, November 2009

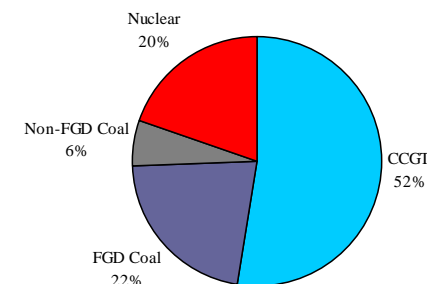
Market Data, £/MWh	Minimum	Average	Maximum
Market Index Data	13.05	32.88	88.05
SSP	7.73	26.27	88.05
SBP	13.05	39.93	190.97
BSUoS	-0.17	1.02	3.67
RCRC	-0.73	0.06	4.40

System Margin, MW	Minimum	Average	Maximum
Generation	53,337	59,247	64,773
Demand	22,250	37,544	53,969

**Market Share of the Major Generators**



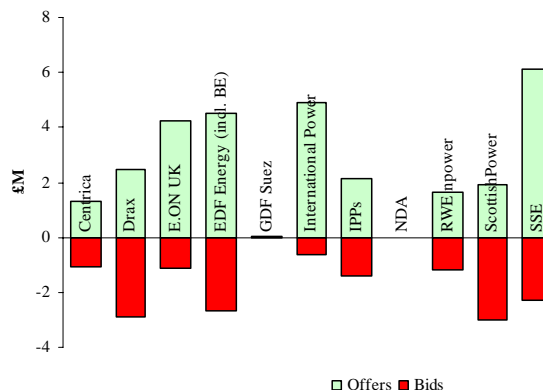
**Fuel Mix of the Major Generators**



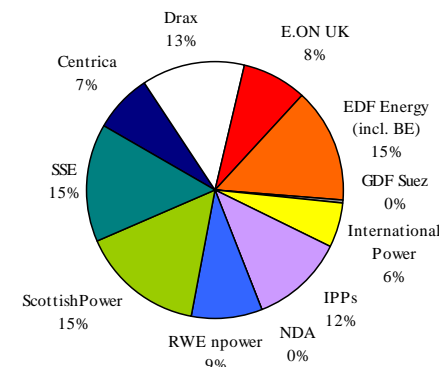
**BM Units With Availability < 10%**

Fort Dunlop	Glendoe	Peterhead GT 4	Sizewell A 1
Hythe	Grain 1	Sizewell A 1	Sizewell A 2
Maentwrog	Grain 2	Sizewell A 2	Sloy 2
Rheidol	Grain 3		Uskmoth 13
ICI Weston Point	Grain 4		Uskmoth 14
ICI Weaver	Hinkley Point B 7		
Aberthaw 9	Hartlepool 2		
Cruachan 4	Hunterston B 7		
Dungness B 2 1	Little Barford GT		
Finlarig	Peterhead GT 3		

**Company Balancing Mechanism Bid/Offer Revenues**



**Generators' Share of Balancing Mechanism Volumes**



**Notes:** Data covers large plant excluding Interconnectors.

"IPPs" include some stations which are part-owned by the major generators.

Centrica purchased a 20% stake in British Energy from EDF towards the end of the month, and hence from December we will report the appropriate share against each company.

**IPA Disclaimer:** This information is intended for IPA customers only. Whilst every effort has been made to ensure that the information contained herein is accurate and correct, IPA does not represent or endorse the accuracy or reliability of any of the information or content contained in this Market Summary. Under no circumstances will IPA have any liability for any loss or damage caused by your reliance on information obtained through this Market Data Summary. Unauthorised onward transmission or copying is strictly forbidden.

This datasheet provides a summary of data which is copyright of Elexon and NGC and is used with their kind permission.