

# Market Data Summary

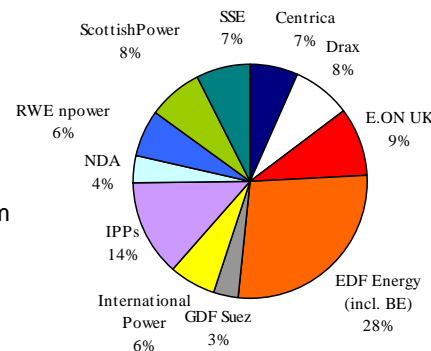
## Great Britain, August 2009

IPA Energy + Water Economics  
 55 Melville St  
 Edinburgh  
 Tel: +44 131 240 0840  
 Fax: +44 131 220 6440  
 www.ipaeconomics.com

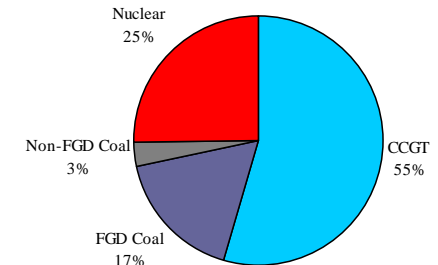
Market Data, £/MWh	Minimum	Average	Maximum
Market Index Data	8.20	31.14	98.51
SSP	3.11	24.50	98.51
SBP	8.20	42.33	193.44
BSUoS	0.04	1.56	4.80
RCRC	-0.72	0.17	5.60

System Margin, MW	Minimum	Average	Maximum
Generation	40,462	47,630	52,752
Demand	19,556	31,434	40,946

Market Share of the Major Generators



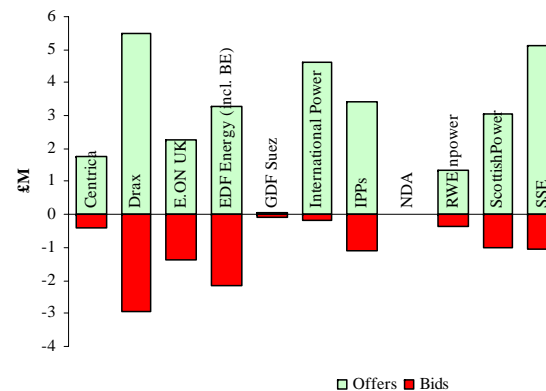
Fuel Mix of the Major Generators



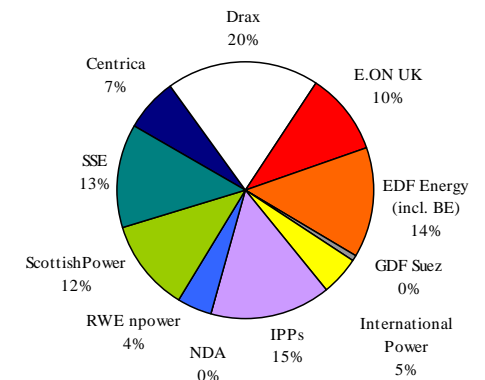
### BM Units With Availability < 10%

Fort Dunlop	Cruachan 4	Grain 1	Peterhead GT 3
Hythe	Didcot A 1	Grain 2	Peterhead GT 4
Maentwrog	Didcot A 2	Grain 3	Ratcliffe-on-Soar 4
Rheidol	Didcot A 4	Grain 4	Sizewell A 1
ICI Weston Point	Dungeness B 2 1	Ironbridge 1	Sizewell A 2
ICI Weaver	Eggborough 4	Ironbridge 2	Tilbury B 10
Aberthaw 8	Ferrybridge 1	Langage	Tilbury B 9
Baglan Bay 1	Ferrybridge 2	Little Barford GT	Wylfa 1
Connah's Quay 3	Fiddler's Ferry 3	Littlebrook 2	Wylfa 1
Cottam 2	Finlrig	Longannet 4	Wylfa 2

Company Balancing Mechanism Bid/Offer Revenues



Generators' Share of Balancing Mechanism Volumes



Notes: Data covers large plant excluding Interconnectors.

"IPPs" include some stations which are part-owned by the major generators.

**IPA Disclaimer:** This information is intended for IPA customers only. Whilst every effort has been made to ensure that the information contained herein is accurate and correct, IPA does not represent or endorse the accuracy or reliability of any of the information or content contained in this Market Summary. Under no circumstances will IPA have any liability for any loss or damage caused by your reliance on information obtained through this Market Data Summary. Unauthorised onward transmission or copying is strictly forbidden.

This datasheet provides a summary of data which is copyright of Elexon and NGC and is used with their kind permission.

