

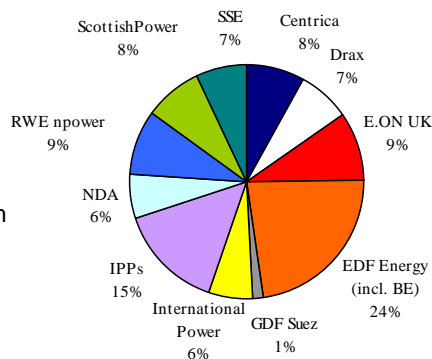
# Market Data Summary

## Great Britain, September 2009

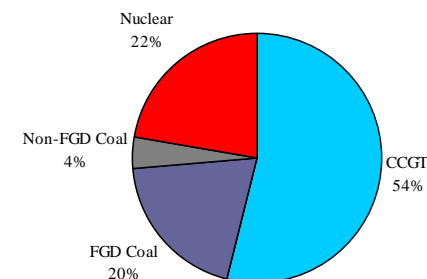
Market Data, £/MWh	Minimum	Average	Maximum
Market Index Data	5.48	30.85	71.19
SSP	1.59	23.43	71.19
SBP	5.34	38.34	246.97
BSUoS	0.07	1.36	5.81
RCRC	-0.91	0.07	5.61

System Margin, MW	Minimum	Average	Maximum
Generation	46,641	50,978	55,487
Demand	20,961	32,937	43,717

**Market Share of the Major Generators**



**Fuel Mix of the Major Generators**



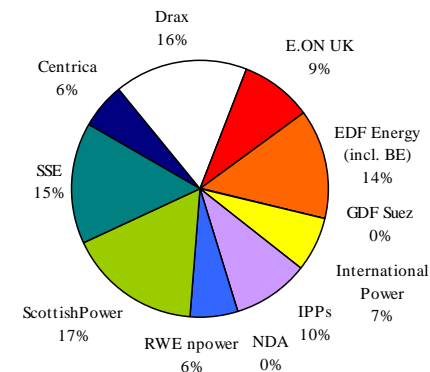
**BM Units With Availability < 10%**

Fort Dunlop	Didcot A 2	Grain 2	Uskmouth 13
Hythe	Dungeness B2 1	Grain 3	
Maentwrog	Fasnakyle 2	Grain 4	
Rheidol	Fawley 1	Ironbridge 1	
ICI Weston Point	Ferrybridge 2	Little Barford GT	
ICI Weaver	Ferrybridge 3	Peterhead GT 3	
Baglan Bay 1	Ferrybridge 4	Peterhead GT 4	
Baglan Bay 2	Finlarig	Sizewell A 1	
Cottam 2	Glendoe	Sizewell A 2	
Cruachan 4	Grain 1	Sloy 2	

**Company Balancing Mechanism Bid/Offer Revenues**



**Generators' Share of Balancing Mechanism Volumes**



**Notes:** Data covers large plant excluding Interconnectors.

“IPPs” include some stations which are part-owned by the major generators.

**IPA Disclaimer:** This information is intended for IPA customers only. Whilst every effort has been made to ensure that the information contained herein is accurate and correct, IPA does not represent or endorse the accuracy or reliability of any of the information or content contained in this Market Summary. Under no circumstances will IPA have any liability for any loss or damage caused by your reliance on information obtained through this Market Data Summary. Unauthorised onward transmission or copying is strictly forbidden.

This datasheet provides a summary of data which is copyright of Elexon and NGC and is used with their kind permission.