

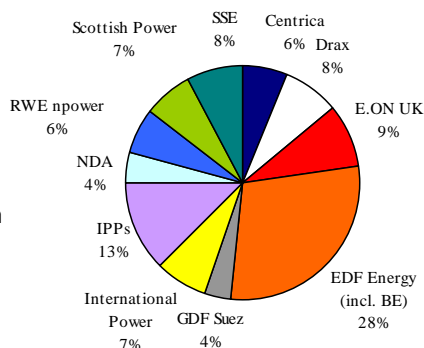
# Market Data Summary

## Great Britain, July 2009

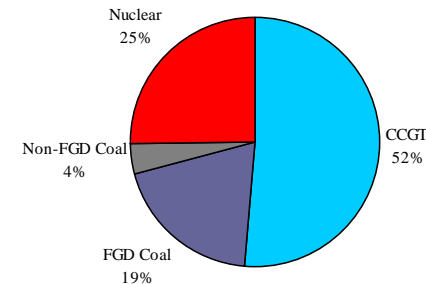
Market Data, £/MWh	Minimum	Average	Maximum
Market Index Data	5.27	31.91	110.23
SSP	-17.59	23.90	104.56
SBP	5.58	40.46	171.09
BSUoS	-0.03	1.51	5.91
RCRC	-0.78	0.11	4.54

System Margin, MW	Minimum	Average	Maximum
Generation	41,701	47,257	52,507
Demand	19,775	32,089	42,769

Market Share of the Major Generators



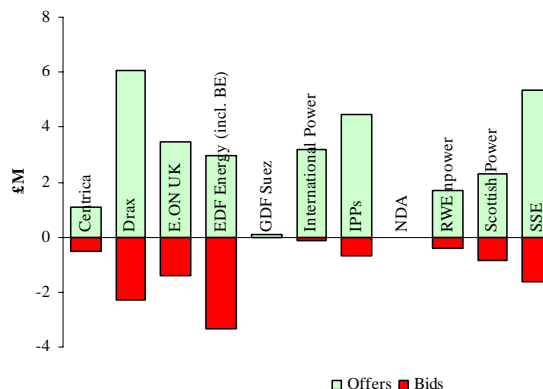
Fuel Mix of the Major Generators



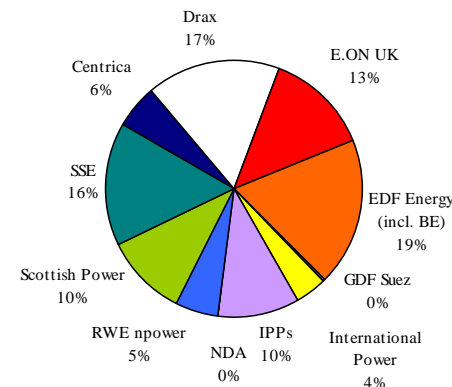
**BM Units With Availability < 10%**

Fort Dunlop	Cottam 2	Grain 2	Ratcliffe-on-Soar 4
Hythe	Cruachan 4	Grain 3	South Humber Bank 2
Maentwrog	Didcot A 1	Grain 4	Sizewell A 1
Rheidol	Didcot A 2	Hinkley Point B 7	Sizewell A 2
ICI Weston Point	Didcot A 3	Langage	Tilbury B 10
ICI Weaver	Didcot A 4	Little Barford GT	Tilbury B 9
Aberthaw 7	Eggborough 4	Littlebrook 2	Wylfa 1
Aberthaw 8	Fiddler's Ferry 3	Longannet 4	Wylfa 2
Baglan Bay 1	Finlarig	Peterhead GT 3	Wylfa 1
Connah's Quay 3	Grain 1	Peterhead GT 4	Wylfa 2

Company Balancing Mechanism Bid/Offer Revenues



Generators' Share of Balancing Mechanism Volumes



Notes: Data covers large plant excluding Interconnectors.

"IPPs" include some stations which are part-owned by the major generators.

**IPA Disclaimer:** This information is intended for IPA customers only. Whilst every effort has been made to ensure that the information contained herein is accurate and correct, IPA does not represent or endorse the accuracy or reliability of any of the information or content contained in this Market Summary. Under no circumstances will IPA have any liability for any loss or damage caused by your reliance on information obtained through this Market Data Summary. Unauthorised onward transmission or copying is strictly forbidden.

This datasheet provides a summary of data which is copyright of Elexon and NGC and is used with their kind permission.