

Market Data Summary

Great Britain, December 2008

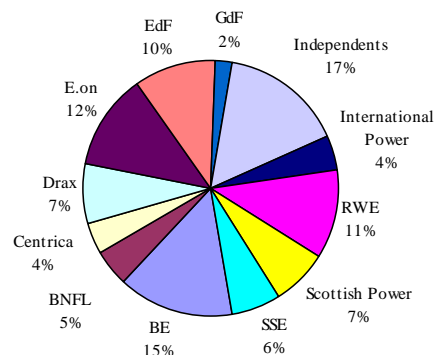
Market Data, £/MWh	Minimum	Average	Maximum
Market Index Data	27.96	57.87	438.16
SSP	-23.31	40.40	438.16
SBP	27.96	67.73	814.61
BSUoS	-0.54	1.10	8.48
RCRC	-1.23	-0.01	10.27

System Margin, MW	Minimum	Average	Maximum
Generation	49,726	56,375	61,416
Demand	25,093	41,200	56,974

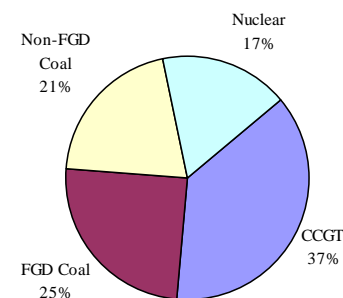
BM Units With Availability < 10%

E_FDUN-1	T_GRAI-2	T_PEHE-3G
E_HYTHE	T_GRAI-3	T_PEHE-4G
E_MAEN-1	T_HEYM11	T_SIZEA1
E_RHE-1	T_HEYM12	T_SIZEA2
T_DICI001	T_HRTL-1	
T_DICI002	T_HRTL-2	
T_DIDCB5	T_LBAR-1G	
T_DNGB22	T_LOAN-1	
T_FASN-2	T_MEDP-1	
T_FERR-5G	T_OLDS1	

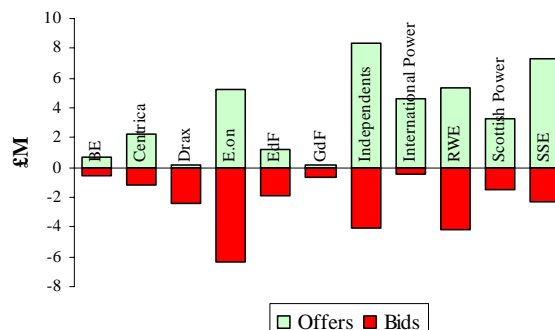
Market Share of the Major Generators



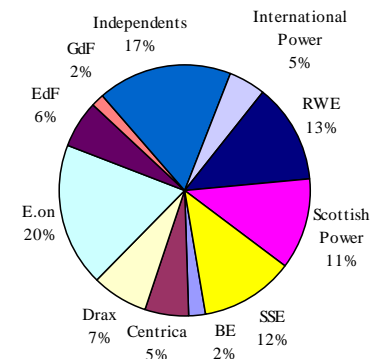
Fuel Mix of the Major Generators



Company Balancing Mechanism Bid/Offer Revenues



Generators Market Share of Balancing Mechanism Volumes



Note: Data covers large plant excluding Interconnectors

IPA Disclaimer: This information is intended for IPA customers only. Whilst every effort has been made to ensure that the information contained herein is accurate and correct, IPA does not represent or endorse the accuracy or reliability of any of the information or content contained in this Market Summary. Under no circumstances will IPA have any liability for any loss or damage caused by your reliance on information obtained through this Market Data Summary. Unauthorised onward transmission or copying is strictly forbidden.

This datasheet provides a summary of data which is copyright of Elexon and NGC and is used with their kind permission.