

Market Data Summary

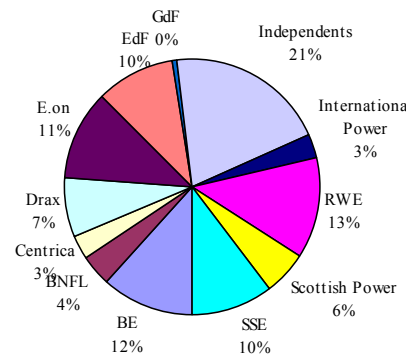
Great Britain, April 2008

IPA Energy + Water Economics
 41 Manor Place
 Edinburgh
 Tel: +44 131 240 0840
 Fax: +44 131 220 6440
 www.ipaeconomics.com

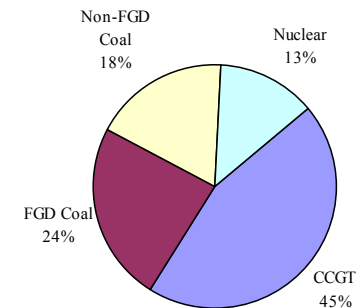
Market Data, £/MWh	Minimum	Average	Maximum
Market Index Data	36.88	65.88	159.70
SSP	0.88	59.13	178.34
SBP	36.88	89.64	361.97
BSUoS	-0.19	1.70	5.75
RCRC	-0.93	0.65	7.70

System Margin, MW	Minimum	Average	Maximum
Generation	45,480	51,616	57,412
Demand	25,170	38,870	48,682

Market Share of the Major Generators



Fuel Mix of the Major Generators



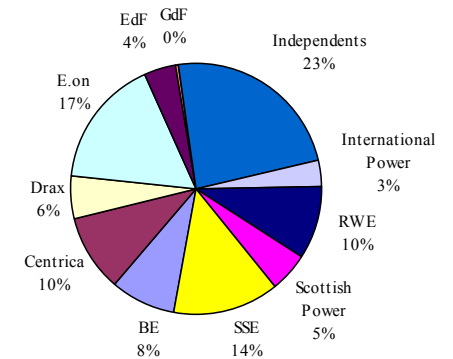
BM Units With Availability < 10%

E_FDUN-1	T_FERR-5G	T_LOAN-3
E_HYTHE	T_GRAI-2	T_LOAN-4
E_MAEN-1	T_GRAI-3	T_OLDS2
E_RHEI-1	T_HEYM11	T_RATS-1
T_DIC001	T_HEYM12	T_RUGPS-6
T_DIC002	T_HRTL-1	T_RUGPS-7
T_CNQPS-3	T_HRTL-2	T_SHBA-1
T_DIDC4	T_HUNB-7	T_SIZEA1
T_DINO-3	T_LBAR-1G	T_SIZEA2
T_DNGB21	T_LOAN-2	T_WBUPS-3

Company Balancing Mechanism Bid/Offer Revenues



Generators Market Share of Balancing Mechanism Volumes



Note: Data covers large plant excluding Interconnectors

IPA Disclaimer: This information is intended for IPA customers only. Whilst every effort has been made to ensure that the information contained herein is accurate and correct, IPA does not represent or endorse the accuracy or reliability of any of the information or content contained in this Market Summary. Under no circumstances will IPA have any liability for any loss or damage caused by your reliance on information obtained through this Market Data Summary. Unauthorised onward transmission or copying is strictly forbidden.

This datasheet provides a summary of data which is copyright of Elexon and NGC and is used with their kind permission.

