

Market Data Summary

Great Britain, November 2007

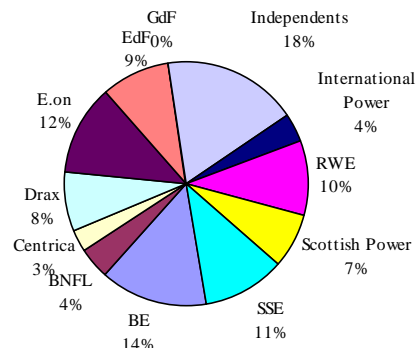
Market Data, £/MWh	Minimum	Average	Maximum
Market Index Data	19.10	44.71	553.30
SSP	14.40	34.67	550.82
SBP	19.10	57.33	585.23
BSUoS	-0.11	1.08	10.69
RCRC	-0.83	0.18	8.42

System Margin, MW	Minimum	Average	Maximum
Generation	52,249	57,903	62,192
Demand	26,485	41,769	56,715

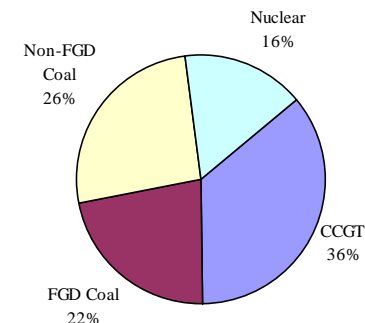
BM Units With Availability < 10%

E_FDUN-1	T_GRAI-3	T_TILB0G
E_HYTHE	T_HEYM11	
E_MAEN-1	T_HEYM12	
E_RHE-1	T_HRTL-1	
T_DIC001	T_HRTL-2	
T_DIC002	T_KILNS-1	
T_ABTH7	T_LOAN-2	
T_BARKB2	T_OLDS2	
T_FIDL-2	T_SIZEA1	
T_GRAI-2	T_SIZEA2	

Market Share of the Major Generators



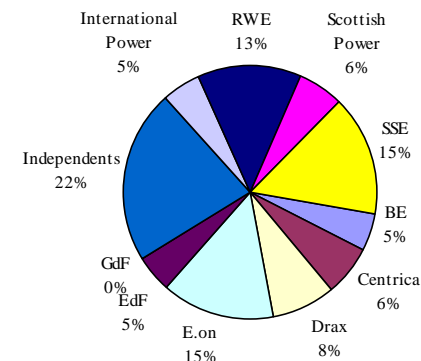
Fuel Mix of the Major Generators



Company Balancing Mechanism Bid/Offer Revenue



Generators Market Share of Balancing Mechanism Volumes



Note: Data covers large plant excluding Interconnectors

IPA Disclaimer: This information is intended for IPA customers only. Whilst every effort has been made to ensure that the information contained herein is accurate and correct, IPA does not represent or endorse the accuracy or reliability of any of the information or content contained in this Market Summary. Under no circumstances will IPA have any liability for any loss or damage caused by your reliance on information obtained through this Market Data Summary. Unauthorised onward transmission or copying is strictly forbidden.

This datasheet provides a summary of data which is copyright of Elexon and NGC and is used with their kind permission.