

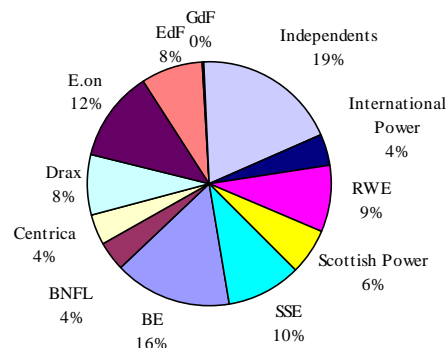
# Market Data Summary

## Great Britain, October 2007

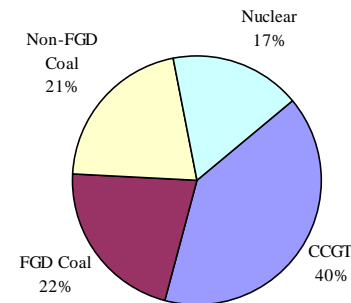
Market Data, £/MWh	Minimum	Average	Maximum
Market Index Data	15.45	41.21	330.75
SSP	9.22	30.91	330.75
SBP	15.45	53.61	662.54
BSUoS	-0.05	1.12	9.96
RCRC	-0.73	0.26	11.16

System Margin, MW	Minimum	Average	Maximum
Generation	45,621	52,867	58,456
Demand	25,107	38,515	52,848

Market Share of the Major Generators



Fuel Mix of the Major Generators



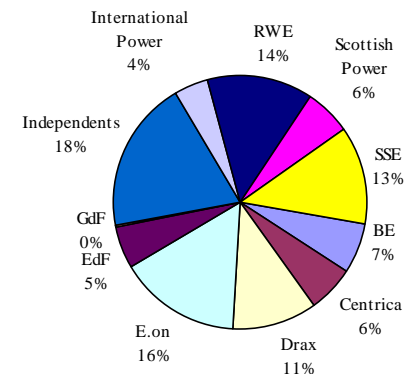
BM Units With Availability < 10%

E_FDUN-1	T_FIDL-2
E_HYTHE	T_GRAI-2
E_MAEN-1	T_GRAI-3
E_RHE-1	T_HRTL-1
T_DIC001	T_LOAN-2
T_DIC002	T_OLDS2
T_ABTH7	T_SIZEA1
T_ABTH9	T_SIZEA2
T_DIDC4	T_TILB0G
T_DNGB22	T_WYLF-1

Company Balancing Mechanism Bid/Offer Revenue



Generators Market Share of Balancing Mechanism Volumes



**Note: Data covers large plant excluding Interconnectors**

IPA Disclaimer: This information is intended for IPA customers only. Whilst every effort has been made to ensure that the information contained herein is accurate and correct, IPA does not represent or endorse the accuracy or reliability of any of the information or content contained in this Market Summary. Under no circumstances will IPA have any liability for any loss or damage caused by your reliance on information obtained through this Market Data Summary. Unauthorised onward transmission or copying is strictly forbidden.

This datasheet provides a summary of data which is copyright of Elexon and NGC and is used with their kind permission.