

# Market Data Summary

## Great Britain, September 2007

### Market Data, £/MWh

	Minimum	Average	Maximum
Market Index Data	11.81	29.35	146.36
SSP	0.00	23.70	146.36
SBP	11.81	38.95	274.94
BSUoS	-0.03	1.07	4.97
RCRC	-0.58	0.25	5.89

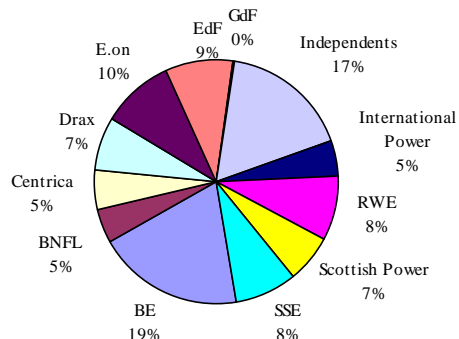
### System Margin, MW

	Minimum	Average	Maximum
Generation	43,688	48,814	54,487
Demand	22,776	35,368	47,000

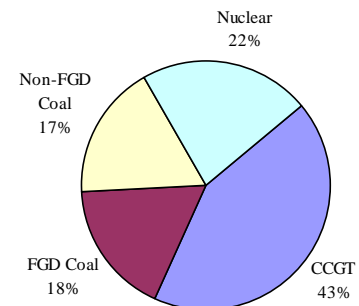
### BM Units With Availability < 10%

E_FDUN-1	T_DIDC2	T_LBAR-1G	T_USKM-13
E_HYTHE	T_DIDC4	T_LOAN-1	T_WBUPS-2
E_MAEN-1	T_FAWL3	T_LOAN-2	T_WYLF-1
E_RHE-1	T_FERR-1	T_OLDS2	
E_SHOS-1	T_FIDL-2	T_RATS-4	
M_SLOY-1	T_FIDL-4	T_RUGGT-6	
T_DICI001	T_GRAI-2	T_SIZEA1	
T_DICI002	T_GRAI-3	T_SIZEA2	
T_ABTH7	T_IRNPS-2	T_TILB10	
T_ABTH9	T_KINO-3	T_TORN-1	

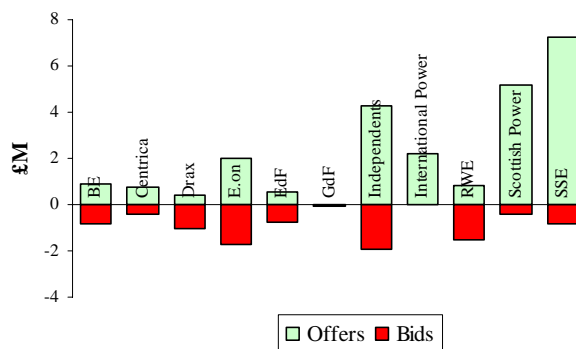
### Market Share of the Major Generators



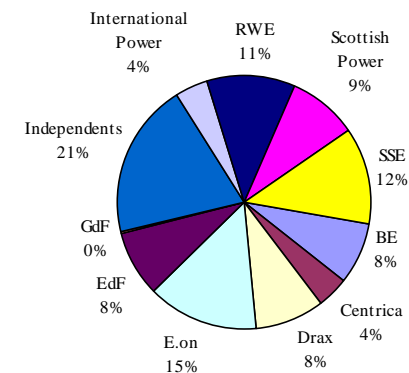
### Fuel Mix of the Major Generators



### Company Balancing Mechanism Bid/Offer Revenue



### Generators Market Share of Balancing Mechanism Volumes



### Note: Data covers large plant excluding Interconnectors

IPA Disclaimer: This information is intended for IPA customers only. Whilst every effort has been made to ensure that the information contained herein is accurate and correct, IPA does not represent or endorse the accuracy or reliability of any of the information or content contained in this Market Summary. Under no circumstances will IPA have any liability for any loss or damage caused by your reliance on information obtained through this Market Data Summary. Unauthorised onward transmission or copying is strictly forbidden.

This datasheet provides a summary of data which is copyright of Elexon and NGC and is used with their kind permission.