

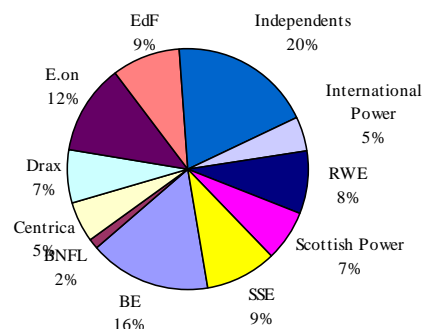
Market Data Summary

Great Britain, May 2007

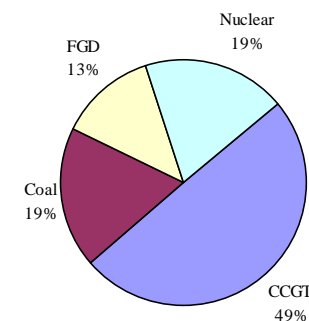
IPA Energy + Water Consulting
 41 Manor Place
 Edinburgh
 Tel: +44 131 240 0840
 Fax: +44 131 220 6440
 www.ipaenergy.co.uk

Market Data, £/MWh	Minimum	Average	Maximum
Market Index Data	11.13	22.11	97.09
SSP	3.97	19.58	177.92
SBP	11.13	31.71	273.52
BSUoS	0.24	1.01	3.55
RCRC	-0.42	0.19	5.97

Market Share of the Major Generators



Fuel Mix of the Major Generators

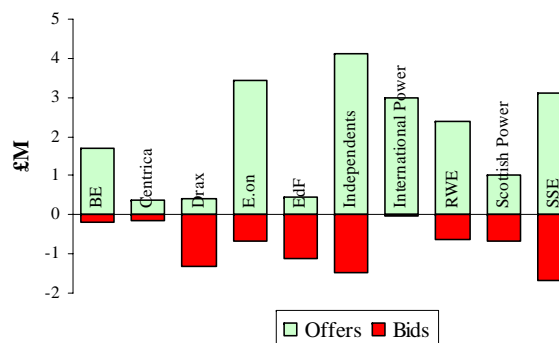


System Margin, MW	Minimum	Average	Maximum
Generation	43,377	50,261	53,964
Demand	22,923	35,157	44,837

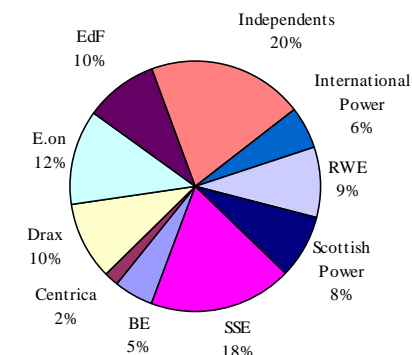
BM Units With Availability < 10%

E_FDUN-1	T_DRAXX-2	T_OLDS1
E_HYTHE	T_EGGPS-3	T_RATS-3
E_MAEN-1	T_FAWL3	T_SIZEA1
E_RHEI-1	T_FIDL-3	T_SIZEA2
E_SHOS-1	T_FIDL-4	T_TILB-8
T_DICI001	T_GRAI-2	T_USKM-15
T_DICI002	T_GRAI-3	T_WYLF-1
T_ABTH7	T_HINB-8	T_WYLF-2
T_COTPS-4	T_LBAR-1G	
T_DIC4	T_LOAN-1	

Company Balancing Mechanism Bid/Offer Revenues



Generators Market Share of Balancing Mechanism Volumes



Note: Data covers large plant excluding Interconnectors

IPA Disclaimer: This information is intended for IPA customers only. Whilst every effort has been made to ensure that the information contained herein is accurate and correct, IPA does not represent or endorse the accuracy or reliability of any of the information or content contained in this Market Summary. Under no circumstances will IPA have any liability for any loss or damage caused by your reliance on information obtained through this Market Data Summary. Unauthorised onward transmission or copying is strictly forbidden.

This datasheet provides a summary of data which is copyright of Elexon and NGC and is used with their kind permission.

