

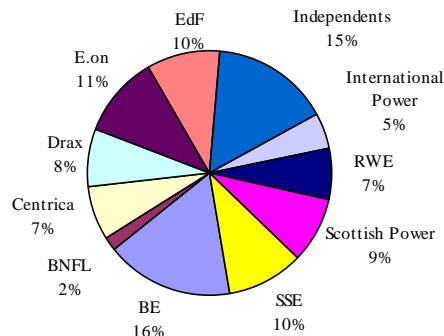
Market Data Summary

Great Britain, April 2007

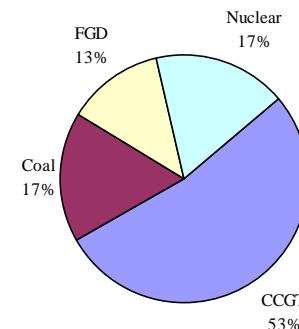
Market Data, £/MWh	Minimum	Average	Maximum
Market Index Data	8.83	18.53	58.93
SSP	7.57	15.37	58.93
SBP	8.46	24.21	123.01
BSUoS	0.22	0.77	2.77
RCRC	-0.43	0.03	4.43

System Margin, MW	Minimum	Average	Maximum
Generation	48,872	53,848	57,367
Demand	23,389	35,707	46,829

Market Share of the Major Generators



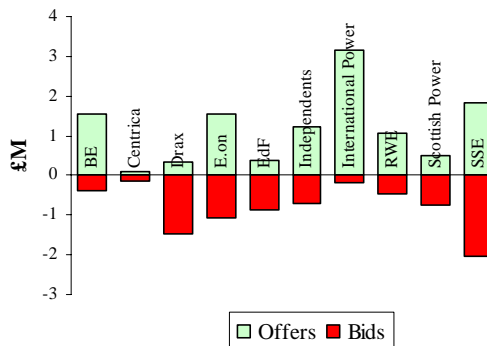
Fuel Mix of the Major Generators



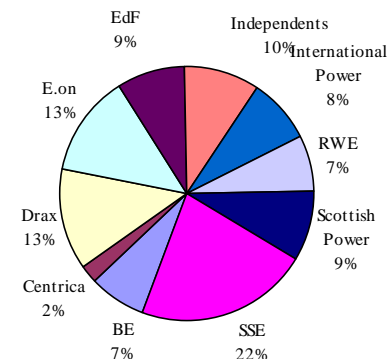
BM Units With Availability < 10%

E_COWE2	T_EGGPS-3	T_LOAN-1
E_SHOS-1	T_FAWL3	T_OLDS1
T_ABTH7	T_FERR-2	T_OLDS2
T_COTPS-4	T_FIDL-3	T_PEHE-4G
T_DIDCB6	T_FIDL-4	T_RATS-3
T_DINO-6	T_HEYM28	T_SIZEA1
T_DUNG-1	T_HINB-7	T_SIZEA2
T_DUNG-2	T_HINB-8	T_USKM-15
T_DUNG-3	T_HUNB-7	
T_DUNG-4	T_HUNB-8	

Company Balancing Mechanism Bid/Offer Revenues



Generators Market Share of Balancing Mechanism Volumes



Note: Data covers large plant excluding Interconnectors

IPA Disclaimer: This information is intended for IPA customers only. Whilst every effort has been made to ensure that the information contained herein is accurate and correct, IPA does not represent or endorse the accuracy or reliability of any of the information or content contained in this Market Summary. Under no circumstances will IPA have any liability for any loss or damage caused by your reliance on information obtained through this Market Data Summary. Unauthorised onward transmission or copying is strictly forbidden.

This datasheet provides a summary of data which is copyright of Elexon and NGC and is used with their kind permission.