

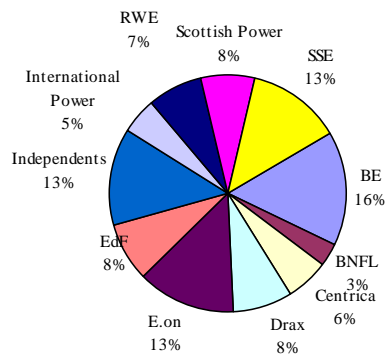
# Market Data Summary

## Great Britain, March 2007

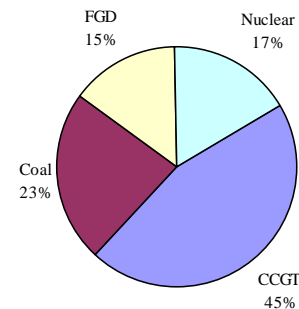
Market Data, £/MWh	Minimum	Average	Maximum
Market Index Data	12.62	21.96	105.03
SSP	9.64	18.98	105.03
SBP	12.62	33.41	243.61
BSUoS	0.13	0.90	3.66
RCRC	-0.46	0.20	5.44

System Margin, MW	Minimum	Average	Maximum
Generation	50,070	56,891	61,033
Demand	28,153	40,643	53,603

Market Share of the Major Generators



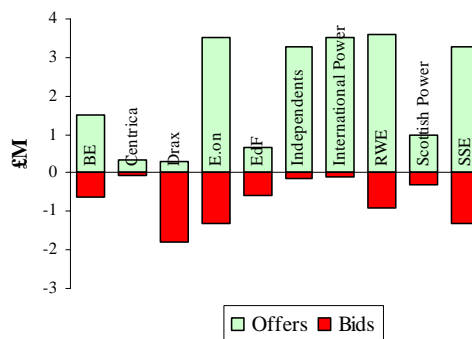
Fuel Mix of the Major Generators



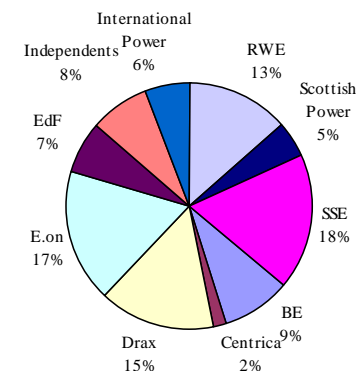
### BM Units With Availability < 10%

E_SHOS-1	T_HUNB-7
T_DIDCB6	T_HUNB-8
T_DUNG-1	T_LOAN-1
T_DUNG-2	T_OLDS1
T_DUNG-3	T_OLDS2
T_DUNG-4	T_SIZEA1
T_EGGPS-4	T_SIZEA2
T_HEYM12	
T_HINB-7	
T_HINB-8	

Company Balancing Mechanism Bid/Offer Revenues



Generators Market Share of Balancing Mechanism Volumes



### Note: Data covers large plant excluding Interconnectors

IPA Disclaimer: This information is intended for IPA customers only. Whilst every effort has been made to ensure that the information contained herein is accurate and correct, IPA does not represent or endorse the accuracy or reliability of any of the information or content contained in this Market Summary. Under no circumstances will IPA have any liability for any loss or damage caused by your reliance on information obtained through this Market Data Summary. Unauthorised onward transmission or copying is strictly forbidden.

This datasheet provides a summary of data which is copyright of Elexon and NGC and is used with their kind permission.

