

# Market Data Summary

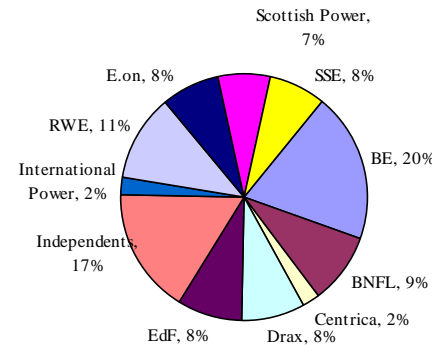
## Great Britain, August 2006

IPA Energy + Water Consulting  
 41 Manor Place  
 Edinburgh  
 Tel: +44 131 240 0840  
 Fax: +44 131 220 6440  
 www.ipaenergy.co.uk

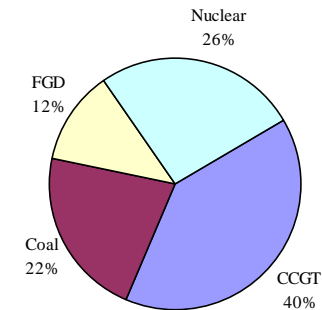
Market Data, £/MWh	Minimum	Average	Maximum
Market Index Data	17.70	31.86	69.73
SSP	9.62	25.58	69.73
SBP	16.00	34.52	110.39
BSUoS	-0.23	0.80	2.73
RCRC	-0.82	-0.14	1.60

System Margin, MW	Minimum	Average	Maximum
Generation	40,821	46,418	51,415
Demand	22,586	34,082	43,667

Market Share of the Major Generators



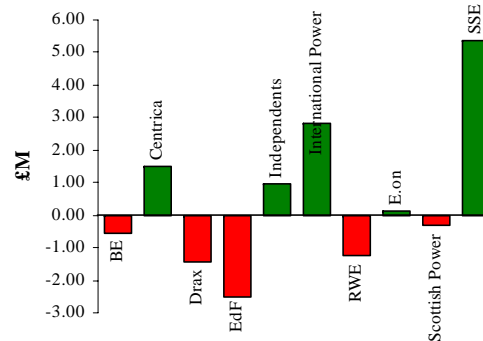
Fuel Mix of the Major Generators



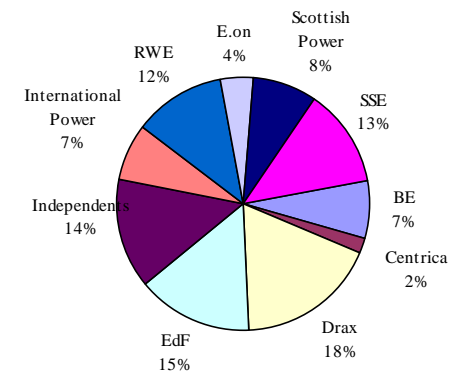
**BM Units With Availability < 10%**

E_BRYP-1	T_TILB-8	T_WYLF-4
E_KLYN-A-1	T_COCK-3	T_HUNB-7
E_SHOS-1	T_LOAN-1	T_LITTD1
T_SCCL-3	T_RATS-1	
T_DIDC1	T_RATS-2	
T_DIDC4	T_WBUPS-3	
T_EGGPS-1	T_WBUPS-4	
T_FIDL-1	M_CAS-CLU01	
T_IRNPS-1	T_HRTL-2	
T_KINO-4	T_OLDS2	

Company Net Balancing Mechanism Revenues



Generators Market Share of Balancing Mechanism Volumes



**Note: Data covers large plant excluding Interconnectors**

IPA Disclaimer: This information is intended for IPA customers only. Whilst every effort has been made to ensure that the information contained herein is accurate and correct, IPA does not represent or endorse the accuracy or reliability of any of the information or content contained in this Market Summary. Under no circumstances will IPA have any liability for any loss or damage caused by your reliance on information obtained through this Market Data Summary. Unauthorised onward transmission or copying is strictly forbidden.

This datasheet provides a summary of data which is copyright of Exelon and NGC and is used with their kind permission.

