



IPA Energy Consulting

Market Data Summary

England & Wales, October 2004

IPA Energy Consulting
 41 Manor Place
 Edinburgh
 Tel: +44 131 240 0840
 Fax: +44 131 220 6440
 www.ipaenergy.co.uk

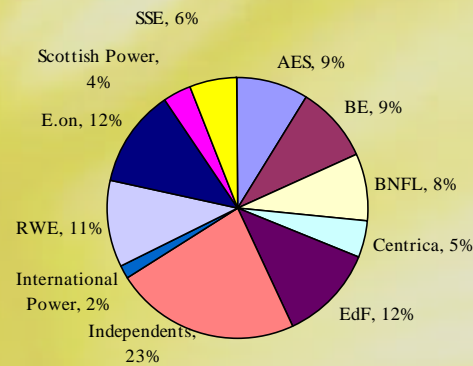
Market Data, £/MWh	Minimum	Average	Maximum
Market Index Data	13.39	25.32	137.99
SSP	6.40	19.67	137.99
SBP	13.39	30.45	349.81
BSUoS	-0.25	0.74	10.79
RCRC	-0.62	0.03	7.14

System Margin, MW	Minimum	Average	Maximum
Generation	37,248	43,379	47,509
Demand	22,653	35,166	46,695

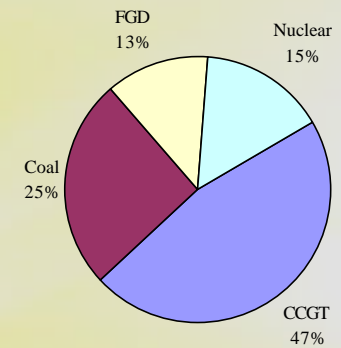
BM Units With Availability < 10%

- T_KILLPG-1 T_SIZEA2
- T_KILLPG-2 E_COWE2
- T_MEDP-1 T_GRAI-1
- T_TILB-9 T_INDQ-1
- T_HEYM11 T_DINO-1
- T_HEYM12 T_DINO-5
- T_HRTL-1 T_FFES-3
- T_HRTL-2 T_FFES-4
- T_OLDS1
- T_SIZEA1

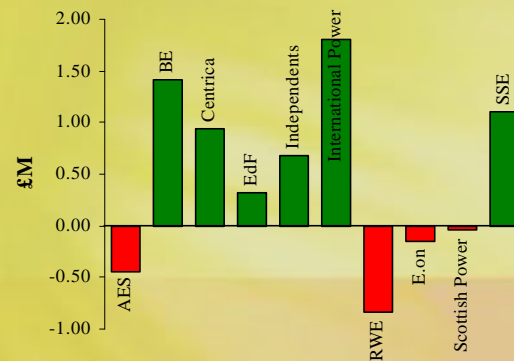
Market Share of the Major Generators



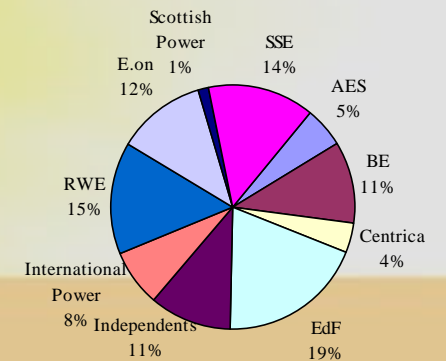
Fuel Mix of the Major Generators



Company Net Balancing Mechanism Revenues



Generators Market Share of Balancing Mechanism Volumes



IPA Disclaimer: This information is intended for IPA customers only. Whilst every effort has been made to ensure that the information contained herein is accurate and correct, IPA does not represent or endorse the accuracy or reliability of any of the information or content contained in this Market Summary. Under no circumstances will IPA have any liability for any loss or damage caused by your reliance on information obtained through this Market Data Summary. Unauthorised onward transmission or copying is strictly forbidden.

This datasheet provides a summary of data which is copyright of Elexon and NGC and is used with their kind permission.