



# Market Data Summary

## England & Wales, December 2004

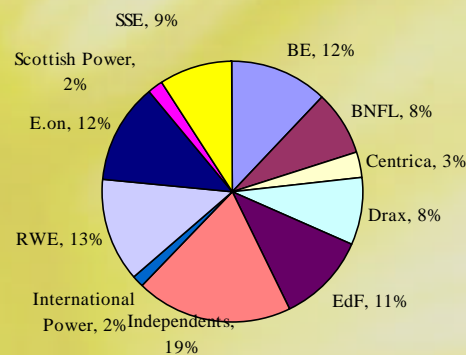
IPA Energy Consulting  
 41 Manor Place  
 Edinburgh  
 Tel: +44 131 240 0840  
 Fax: +44 131 220 6440  
 www.ipaenergy.co.uk

IPA Energy Consulting

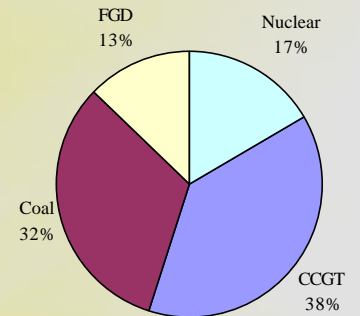
Market Data, £/MWh	Minimum	Average	Maximum
Market Index Data	14.76	23.85	119.53
SSP	11.78	18.79	117.70
SBP	14.91	27.48	242.38
BSUoS	-0.27	0.48	2.65
RCRC	-0.75	-0.08	3.89

System Margin, MW	Minimum	Average	Maximum
Generation	43,886	49,169	54,193
Demand	26,029	38,997	53,344

Market Share of the Major Generators



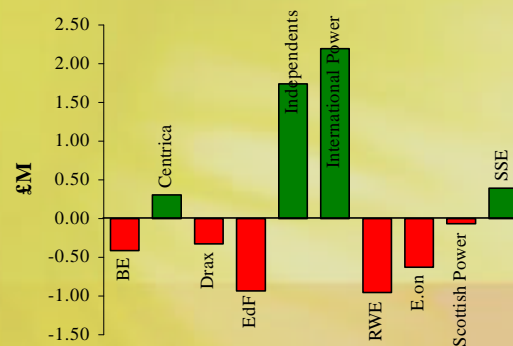
Fuel Mix of the Major Generators



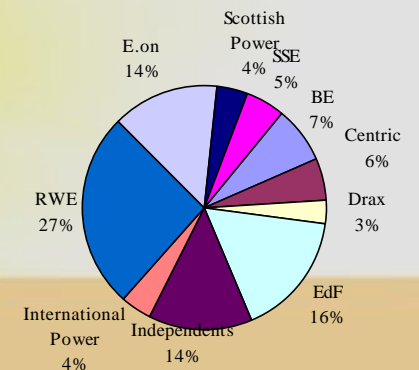
**BM Units With Availability < 10%**

- E\_KLYN-A-1
- T\_BAGE-2
- T\_KILLPG-1
- T\_KILLPG-2
- T\_OLDS1
- E\_COWE2
- T\_INDQ-1

Company Net Balancing Mechanism Revenues



Generators Market Share of Balancing Mechanism Volumes



**Note: Data covers large plant excluding Interconnectors**

IPA Disclaimer: This information is intended for IPA customers only. Whilst every effort has been made to ensure that the information contained herein is accurate and correct, IPA does not represent or endorse the accuracy or reliability of any of the information or content contained in this Market Summary. Under no circumstances will IPA have any liability for any loss or damage caused by your reliance on information obtained through this Market Data Summary. Unauthorised onward transmission or copying is strictly forbidden.

This datasheet provides a summary of data which is copyright of Elexon and NGC and is used with their kind permission.