

Great Britain Electricity Market Data Summary

April 2010

IPA Energy + Water Economics
55 Melville St, Edinburgh EH3 5AB
tel: +44 (0)131 240 0840
fax: +44 (0)131 220 6440
www.ipaeconomics.com

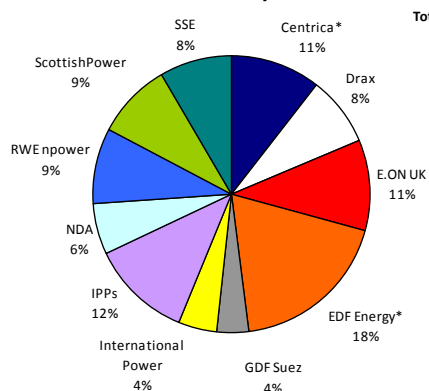
Market Data, £/MWh

	Minimum	Average	Maximum
Market Index Price (MI)	22.48	35.42	59.29
System Sell Price (SSP)	6.38	29.30	59.29
System Buy Price (SBP)	22.48	39.27	124.58
BSUoS	-0.14	0.91	3.28
RCRC	-0.95	-0.05	2.33

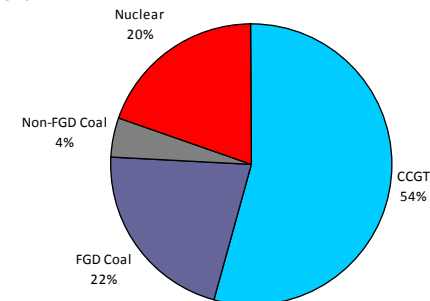
System Margin, MW

	Minimum	Average	Maximum
Generation [^]	46,913	52,065	56,845
Demand	22,894	34,457	43,246

Market Share of the Major Generators



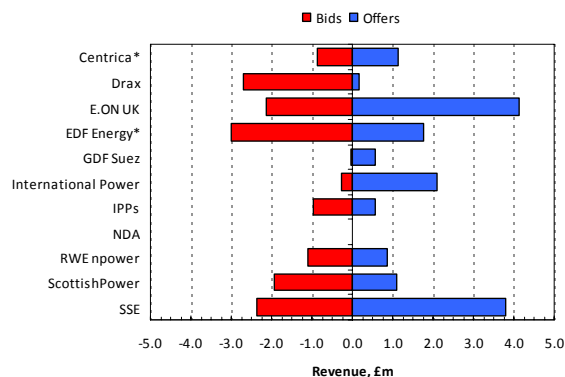
Fuel Mix of the Major Generators



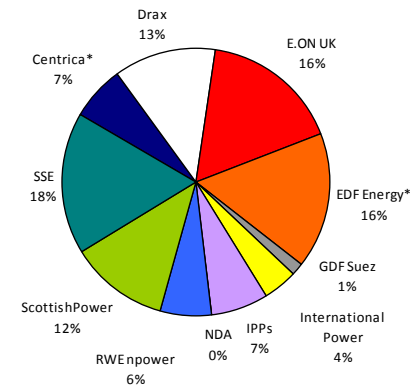
BM Units With Availability < 10%

Fort Dunlop	Didcot A 3	Grain 2	Sizewell A 2
Hythe	Didcot A 4	Grain 3	Sloy 2
Maentwrog	Dinorwig 3	Grain 4	West Burton 1
Rheidol	Dungeness B 2	Heysham 2 8	West Burton 4
ICI Weston Point	Eggborough 1	Killingholme	Uskmouth 14
ICI Weaver	Eggborough 2	Little Barford G1	
Baglan Bay 2	Fawley 1	Littlebrook 1	
Barking 2	Fiddler's Ferry 2	Sizewell B 1	
Didcot A 1	Glendoe	Sizewell B 2	
Didcot A 2	Grain 1	Sizewell A 1	

Company Balancing Mechanism Bid/Offer Revenues



Generators' Share of Balancing Mechanism Volumes



Notes: Data covers large plant excluding interconnectors.

"IPPs" include some stations which are part-owned by the major generators.

* The figures for EDF Energy and Centrica now include their 80% and 20% respective stakes in British Energy, following the completion of the transaction in November 2009.

[^] Generation data was not available for part of 1st April 2010 and hence are excluded from minimum and average calculations.

Disclaimer: This information is intended for IPA customers only. Whilst every effort has been made to ensure that the information contained herein is accurate and correct, IPA does not represent or endorse the accuracy or reliability of any of the information or content contained in this Market Data Summary. Under no circumstances will IPA have any liability for any loss or damage caused by your reliance on information obtained through this Market Data Summary. Unauthorised onward transmission or copying is strictly forbidden.

This datasheet provides a summary of data which is copyright of ELEXON and NGC and is used with their kind permission.